

Coolview® Medical Examination Lamps



- **Comprehensive Range**
- **Intense Cool Light**
- **Spot & Flood Light**
- **Dimming Function**
- **Daylight Filtering**



Intense Cool Light

All Coolview® lights use the latest tungsten halogen infra red conserving & dichroic lamps to produce intense, cool, heat filtered light, ideal for medical examination applications.



Spot & Flood Light

The Coolview® C35 is the first product of its type to offer both concentrated spot lighting and diffused flood lighting in the same light. This versatile light is ideal for a wide variety of examinations over both large and small wound sites.



Dimming Function

The Coolview® XM, C50 and C35 ranges include the facility to dim the light to 60% of its full intensity for delicate examinations and to reduce eye strain during prolonged treatment.



Daylight Filtering

Coolview® lights produce cool filtered light. The addition of the filter option corrects the essentially artificial light to that of natural "cool daylight" as used in major operating lights. This filter technology is unique to Coolview® and provides un-surpassed quality of light.

Coolview® – An examination light for every task

Our surgical lighting technology and expertise can now provide Clinicians with the ultimate examination lights featuring advanced light sources and filtration techniques. From the largest to the smallest, we can offer examination lights that reach all around a couch through to models for small examination rooms.

Brandon Medical – Brilliant by Design

Brandon Medical are experts in the field of medical lighting design with over 40 years of healthcare experience. The Company manufactures and markets a wide range of medical lighting products, from major operating theatre lights through to bed head lights. Brandon has a strong reputation for research and innovation, having won numerous international awards for design. Brandon products are in use throughout the world and are supported by an extensive distributor network.

It is the company's aim to deliver the best possible customer service, excellent quality and the most advanced products. Brandon Medical's policy is simply to be "Brilliant by Design".



**For more information
about Brandon products
call 0113 277 7393**

Coolview® – Choosing the right examination light for your needs



Coolview® XM

Ideal for applications where the long arm and excellent range of vertical movement allow positioning of the light all around a patient couch.

Application

- Doctor's consulting rooms
- Examination rooms
- A & E departments
- Intensive treatment units
- Pre and post operative treatment rooms

Main Features

- Large movement range, 1250mm long arm and 1200mm of vertical movement
- High intensity illumination of 30,000 Lux at 1m (45,000 at 0.8m)
- Cool light using IRC lamps
- Daylight colour filtering included as standard
- Dimming to 60% of full intensity
- Available as a ceiling, mobile or wall mounting unit.
- Recommended for major examinations.



Coolview® C50

Our "standard" examination light, widely used in hospitals and general practice for examination/consulting rooms, accident and emergency, intensive care and on hospital wards.

Application

- Doctors examination rooms
- A & E departments
- Operating theatre ancillary rooms
- Intensive care wards

Main Features

- Intense cool light (48,000 Lux at 0.5m)
- Dimming function
- Double wall light head construction to minimise heat emissions
- Choice of FX/GX spring-balanced or SX multiflex arms
- Daylight filter option



Coolview® C35

An ideal examination light for Doctor's surgeries and general use examination rooms due to the versatile "spot & flood" light feature. This light can deliver either an intense spot light for detailed examinations or a flood of lower intensity light for examining larger areas.

Application

- General Practice
- Examination rooms

Main Features

- Spot and flood light
- Intense cool light
- Dimming function
- Choice of FX spring-balanced or SX multiflex arms
- Daylight filter option



Coolview® C20

An ideal entry-level examination light. C20 models meet all the medical device regulations in a cost-effective package.

Application

- Examination rooms

Main Features

- Intense cool light
- Low cost
- Double wall light head construction to minimise heat emissions
- Multiflex arm for easy positioning
- Daylight filter option

An examination light for every task

Coolview® XM

Extra large examination lights



Large movement range

Many examination lights are too small to reach all the way around a patient, especially ceiling mounted lights. Coolview® XM has been designed to solve this problem with its large, multi-movement arm mechanism.

Arm length (radius of movement) - 1250mm
(650mm on mobile models)

Vertical movement - 1200mm

High intensity illumination with dimming control

Coolview® XM delivers high light intensity of 30,000 Lux @ 1m (45,000 Lux @ 0.8m). The light can be dimmed to 60% of full intensity for delicate or prolonged examinations, reducing eye strain.

Cool light

Both Doctor and Patient are protected from irradiated heat by the Coolview® XM's use of IRC technology.

Daylight colour

Colour correction to daylight colour allows Clinicians to accurately visualise the true colour and reduces eye strain during prolonged use. The Coolview® XM is colour corrected to 4000°K as standard.

Mounting options - ceiling, wall or mobile


All Coolview® XM models feature an easy to position spring balanced arm mounted on Teflon® coated bearings.



Ceiling Mounted



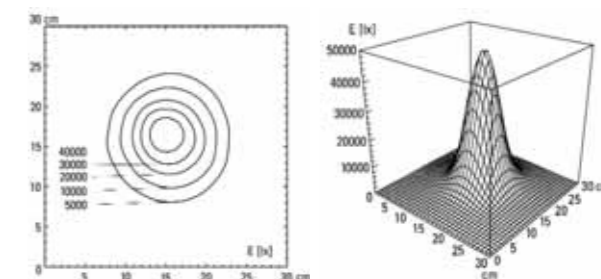
Wall Mounted



Mobile Unit

Technical data

- Safety standards – EN60601-2-41, EN60601-1
- Class of protection – II
- Lamp type – 12V 50W IRC Halogen lamp
- Light intensity – 45,000 Lux @ 0.8m
- Dimming – 60/100%
- Colour Temperature – 4,000°K
- Power rating – 60W
- Weight – Ceiling Models 13 Kg, Wall Models 12 Kg, Mobile Models 17 Kg



Coolview® lights are designed to comply with all existing and foreseeable standards in terms of safety and performance. The quality of all Brandon Medical manufactured products is strictly regulated by ISO 9000 and ISO 13485 assured quality systems. The CE mark is your guarantee that Coolview® lights meet or exceed all European Union requirements for examination lights.

Coolview® C50

High intensity 50 watt examination light for demanding situations

High intensity illumination with dimming control

High intensity makes it easier to carry out demanding examinations. Coolview® C50 delivers extra high light intensity of 48,000 Lux @ 0.5m. Dimming to 60% of full intensity is fitted as standard.

Cool light

Both Doctor and Patient are protected from irradiated heat by dichroic filters that remove infra red light to produce intense, cool light, ideal for medical examinations.

Daylight colour (option)

Colour correction to daylight colour allows Clinicians to accurately visualise the true colour of tissue and reduces eye strain during prolonged use. The Coolview® C50 can be supplied with an optional Daylight Colour Filter.

Medirail kit (option)

An ideal solution where the patient couch is against the wall. The medirail is mounted parallel to the couch so that the examination light can be used at the head end or the foot end, allowing complete access to the patient.

Choice of arm movements

Users can choose between the elegant FX spring-balanced arm (GX on ceiling models) or the SX multiflex arm for additional positioning flexibility. Both arms have a reach of 850mm and include built in transformers. The arms have turn restrictors to prevent them being pushed into the wall and locking devices to prevent accidental removal from the fixing brackets.



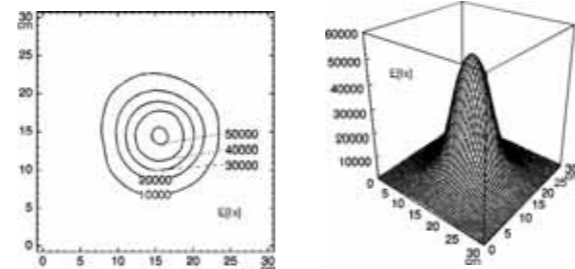
All models are supplied complete with the relevant mounting brackets and halogen lamps. We have a wide range of mounting brackets. Please contact us if the standard mounting systems do not meet your requirements.



Ceiling mounted Rail Mounted Mobile Unit Desk Unit Wall Mounted Lamp Head

Technical data

- Safety standards – EN60598-2-25, EN60601-1
- Class of protection – II
- Lamp type – 50W 12V Tungsten halogen dichroic lamp
- Light intensity – 48,000 Lux @ 0.5m
- Dimming – 60/100%
- Colour temperature (with Daylight Filter) – 4,300 °K
- Power rating – 60W
- Weight – Ceiling models 3.84 Kg, Wall models 1.85 Kg, Mobile models 7.86 Kg



Coolview® C35

Ideal general practice examination light

Spot and flood light with dimming control

Coolview® C35 is the only product of its type to offer both concentrated spot lighting and diffused flood lighting. It is ideal for examinations over both large and small areas. Dimming to 60% of full intensity is fitted as standard.

Cool light

Both Doctor and Patient are protected from irradiated heat by dichroic filters that remove infra red light to produce intense, cool light, ideal for medical examinations.

Daylight colour (option)

Colour correction to daylight colour allows Clinicians to accurately visualise the true colour of tissue and reduces eye strain during prolonged use. The Coolview® C35 can be supplied with an optional Daylight Colour Filter.

Medirail kit (option)

An ideal solution where the patient couch is against the wall. The medirail is mounted parallel to the couch so that the examination light can be used at the head end or the foot end, allowing complete access to the patient.

Choice of arm movements

Users can choose between the elegant FX spring balanced arm or the SX multiflex arm for additional positioning flexibility. Both arms have a reach of 850mm and include built in transformers. The arms have turn restrictors to prevent them being pushed into the wall and locking devices to prevent accidental removal from the fixing brackets.



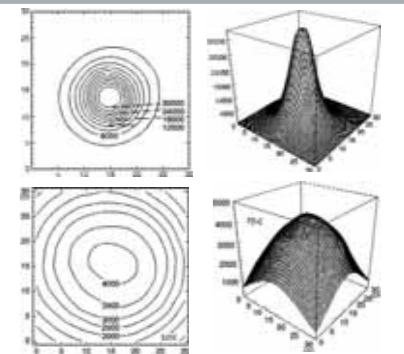
All models are supplied complete with the relevant mounting brackets and halogen lamps. We have a wide range of mounting brackets. Please contact us if the standard mounting systems do not meet your requirements.



Lamp Head Rail Mounted Mobile Unit Desk Unit Wall Mounted

Technical data

- Safety standards – EN60598-2-25, EN60601-1
- Class of protection – II
- Lamp type – 35W 12V 10° Tungsten Halogen Dichroic Lamp (spot light)
– 35W 12V 38° Tungsten Halogen Dichroic Lamp (flood light)
- Light intensity – 20,000 Lux @ 0.5m (spot light)
– 5,000 Lux @ 0.5m (flood light)
- Dimming – 60/100%
- Colour temperature (with Daylight Filter) – 4,300 °K
- Power rating – 40W
- Weight – Ceiling models 4.9 Kg, Wall models 1.85 Kg, Mobile models 7.86 Kg



Coolview® C20

Low cost examination light

Low cost

The Coolview® C20 is our entry level examination light.

23,000 lux light intensity

Coolview® C20 delivers light intensity of 23,000 Lux @ 0.5m (suitable for most types of examination).

Cool light

Both Doctor and Patient are protected from irradiated heat by dichroic filters that remove infra red light to produce intense, cool light, ideal for medical examinations.

Medirail kit (option)

An ideal solution where the patient couch is against the wall. The medirail is mounted parallel to the couch so that the examination light can be used at the head end or the foot end, allowing complete access to the patient.



Multiflex Arm

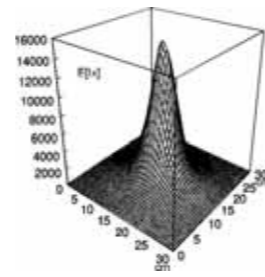
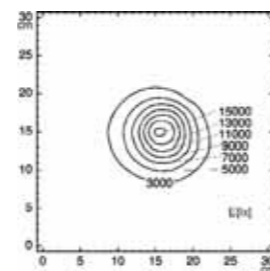
Multiflex S3 arm

The Coolview® C20 uses our S3 multiflex arm providing flexible movement with an electronic transformer mounted in the plug. Arm reach is 750mm. The arms have locking devices to prevent accidental removal from fixing brackets.

All models are supplied complete with the relevant mounting brackets and halogen lamps.

Technical data

- Safety standards – EN60598-2-25, EN60601-1
- Class of protection – II
- Lamp type – 20W 12V Tungsten Halogen Dichroic Lamp
- Light intensity – 23,000 Lux @ 0.5m
- Power rating – 25W
- Weight – Wall models 2 Kg



Coolview® Product Codes

Step-by-step guide to product specification

Coolview® lights can be manufactured to meet a variety of specifications and standards. Use this page to generate your own product number which you can use when contacting our Sales Team.

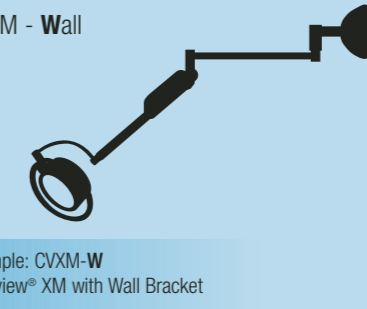
CVXM Examination Light

CVXM - Mobile



Example: CVXM-M
Coolview® XM with Mobile Trolley Base


CVXM - Wall



Example: CVXM-W
Coolview® XM with Wall Bracket

CVXM - Ceiling

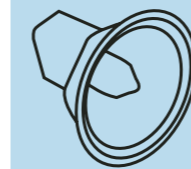
CVXM-CA - Ceilings 2900-3100mm
CVXM-CB - Ceilings 2700-2900mm
CVXM-CC - Ceilings 2500-2700mm
CVXM-CD - Ceilings 2300-2500mm



Example: CVXM-CB
Coolview® XM with ceiling fixing to suit ceilings 2700-2900mm

C50, C35 and C20 Examination Lights

Step 1
Select light head



C50 (50 Watt)




C35 (35 Watt)



C20 (20 Watt)

Step 2
Select arm type



GX
(for C50 ceiling mounting only)



FX
(not available for C20)



SX
(not available for C20)

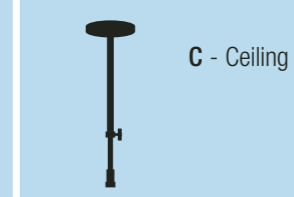


S3
(C20 only)

Example: C50
Coolview® 50 Watt light head

Example: C50SX
Coolview® 50 with SX Multiflex Arm

Step 3
Select mounting method



C - Ceiling



M - Mobile



W - Wall



B - Backplate



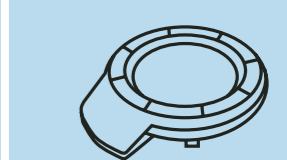
R - Rail Clamp (1m rail optional)



D - Desk

Example: C50SXW
C50 SX with wall mounting bracket

Step 4
Select options



F - Daylight Colour Filter



P - Moulded UK Plug, 3m cable



K - Kurlly Cord UK Plug and 1m cable (coiled)



Standard Model - cable wired though stem (no option suffix)

Example: C50SXWFK
C50 SX W with daylight filter and curly cord



Brandon Medical, Holme Well Road, Leeds LS10 4TQ
 Tel: +44 (0)113 2777 393 Fax: +44 (0)113 2728 844 Email: enquiries@brandon-medical.com
www.brandon-medical.com

In line with the Brandon policy of progressive improvement, the right is reserved to alter specifications and/or prices without notice